

MERCURY
Inflatable Boats





Discover a wealth of brand new features on these compact yet roomy and sporting boats.

High value and affordable fun on the water

For more than 75 years Mercury Marine has been engineering, building and providing the finest marine products in the world. It's this same expertise, experience and philosophy delivered across the entire line of Mercury Inflatable products.

About Inflatable boats?

Mercury Inflatables are more than just dinghies or tenders, Mercury Inflatables are the perfect choice when you want portable, affordable fun. Mercury Inflatable are quick to set up and quick to stow, most Mercury Inflatable can easily fit in a car boot or boat locker due to their portability and lightweight construction.

Mercury Marine is dedicated to manufacturing the finest marine products in the world, and our line of inflatable boats is no exception. Mercury Inflatable Boats utilize the most current and highest-quality processes in the industry. This commitment to building a top-of-the-line boat is at the heart of our philosophy. Our inflatable boats are the best from bow to stern. Mercury Inflatable Boats are technologically advanced with VITECH® hulls and thermowelded fabric.



Soft Bottom

Mercury Inflatable Boats offer seven models that can be easily collapsed and stored in a carrying bag to eliminate storage issues or the purchase of a trailer. The Dinghy, Ultra Light, Air Deck Deluxe and Air Deck Fishing models can be deflated and collapsed without removing the floor systems used with the boats, resulting in little to no set-up time and a very compact storage option. The Sport, Adventure and Heavy-Duty models are also collapsible, but have rigid floor systems in either fibreglass or aluminium that need to be removed to allow the boat to be stored. Those models have the standard carrying bag and another carrying bad for the floors used in the boats to allow easy storage.

Rigid Bottom

Mercury Inflatable Boats offer now two different models of RIB (Rigid Inflatable Boat) which still allow portability but also focus on performance. The Dynamic models have been introduced this year to complement the Ocean Runner line. They provide increase hull strength with the exceptional stability of an inflatable boat while maintaining the low overall weight. RIBs are not collapsible and require storage on chocks, davit systems, in the water or on a small trailer.

BENEFITS - - - - - 4

STANDARD EQUIPMENT & FEATURES - - - - - 5

SOFT BOTTOM

DINGHY - - - - - 6-7

ULTRA LIGHT - - - - - 8-9

AIR DECK DELUXE - - - - - 10-11

AIR DECK FISHING - - - - - 12-13

SPORT - - - - - 14-15

ADVENTURE - - - - - 16-17

HEAVY-DUTY - - - - - 18-19

RIGID BOTTOM

DYNAMIC - - - - - 20-21

OCEAN RUNNER - - - - - 22-23

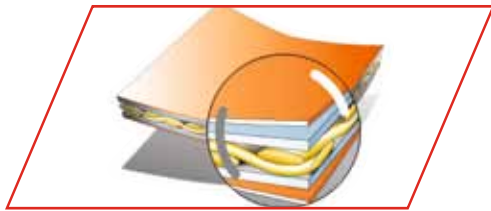
ACCESSORIES - - - - - 24

CONSOLES & SEATS - - - - - 25

SPECIFICATIONS - - - - - 26-27

BENEFITS

Whether you need a ship-to-shore tender craft or a lightweight, nimble, and affordable boat for family outings at the lake or beach, Mercury Inflatable Boats are up to the task. With a variety of sizes, fabrics, flooring and hull designs available, you are sure to find the one perfect for whatever use you have in mind.



Fabric

PVC MERCURY Inflatable are produced with MEHLER Haku®, a heavy-duty, long-life fabric, which offers excellent resistance against UV, cuts, abrasions and normal wear and tear. This fabric also offers maximum resistance against high temperatures, moisture and dirt.

Warranty

MERCURY Inflatable offer one of the best guarantees in the market including 5 years warranty on the Haku® fabric and air holding thermowelded seams giving you assurance of our commitment to quality (excluding Dinghy Series).



Thermowelding

MERCURY applies the exclusive technique of THERMOWELDING when assembling the PVC Haku® fabric of its tubes. This process combines fusion welding with high pressure bonding of double internal/external tapes, and is used to assemble the different parts of the tubes with welds stronger than the material itself.



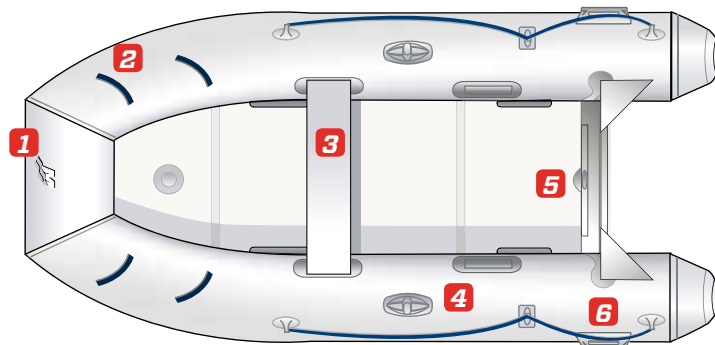
Comfort & safety

Fold-down rowlocks are stored on the outside of the tube. The combined oar retainer and rope holder provide an elegant and clean look. The swim platform-mounted davits are easy to install.



Durability

Transoms, made in fabric laminated, are equipped with an engine pad and plate for your outboard as well as a standard transom cap to avoid knocks when rigging the boat. Stainless steel towing holes are included in the transoms for skiing, wakeboarding or tubing.



1 Double tear-drop rub strake

The double tear-drop rub strake helps to reduce splashing and provide your boat with better shock resistance.



2 Bow handles

Extra handles inside the tube provide a more secure grip as well as additional holding points.



3 Polyester seat

All Mercury models feature durable polyester seats (except for the 420 Ocean Runner & 470 Heavy Duty). A second seat can be added as an option for the larger models.



4 Oarlock system

The oarlock system design has been redesigned so that the oars can be fixed in a simple and secure way.



5 Drain plug

With this inside drain valve, there is no more hanging overboard and fumbling around behind the transom with the engine blocking your way.



6 Lifting handles

The boats are equipped with contemporary lifting handles that also can be used as efficient rope holders.



STANDARD EQUIPMENT & FEATURES

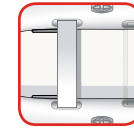
Mercury Inflatable Boats are equipped with a variety of flooring constructions, each providing a distinct set of advantages for different uses, conditions and applications.



QS double action air pump (+ repair kit)



Pump gauge



Seat (except for the 420 Ocean Runner & 470 Heavy Duty)



NEW Carrying bag for your boat



Slatted floor

The dinghy series is also available now with the classic and economical slatted floors. The easiest and most affordable solutions for your tender.



Air Mattress (I-Beam)

The dinghy series is available with the traditional air mattress – comfortable, easy to inflate and very resistant.



Air Mattress (Y-Beam)

The Ultra Light range introduces a new inflatable Y-Beam floor. This new floor is a fixed special air floor with integrated keel. This special air hull design has a deep V-shape which provides better buoyancy, stability and performance.



Air Deck floor - (X-Stitched)

All Air Deck models are featured with an X-stitch inflated floor that provides additional floor rigidity compared with traditional drop-stitching. Our Air Deck floors are also featured with anti-slip. Thousands of X-Stitched fibers give the Mercury air floor 50% more rigidity than traditional air floor systems. New design.




Enduro - Fiber-Reinforced Polymer (FRP - composite)

Our Sport and adventure models are equipped with a sectional FRP floor. They offer the following advantages: waterproof, no degradation, long-lasting, buoyant, lower cost than an aluminium floorboard.



Enduro - Wooden

Our Sport models can also be equipped with the traditional painted wooden floor. They offer the following advantages: waterproof, no degradation, long-lasting, buoyant and lower cost than the FRP and aluminium floorboard.



Aluminium

Our Heavy Duty boats and XS models incorporate reinforced aluminium floorboard. The aluminium floorboards are easily installed and provide great stability. Along with toughness, the aluminium floor provides a non-slip surface to enhance your traction in wet and slick conditions. These are highly resistant and suited for high demanding applications or extensive use.



Rigid Hull floor

Our Ocean Runner and new Dynamic RIBs offer a fibreglass hull which incorporates a stable and firm deck. The fibreglass floor allows the stability and performance you expect while maintaining the overall low weight of the boat. This design offers total boating pleasure and increased safety. To ensure safety while entering/exiting the boat, the fibreglass floor has a non-skid deck to eliminate the slippery conditions of water activities.


DINGHY

240 / 200

The Dinghy models are compact and very economical for the first-time inflatable buyer, ideal as a ship-to-shore tender. The Dinghy models are also perfect for families on vacation who want to have fun near the shore, or the individual who has space constraints and cannot transport a large boat. These new models offer two different floor options.



**Dinghy
200**



Slatted Floor

Air mattress
(Beam)

Dinghy	240		200	
	Slatted Floor	Air Mattress	Slatted Floor	Air Mattress
Max. persons	3	3	2	2
Max. hp	3.5	3.5	3.3	3.3
Max. engine weight (kg)	20	20	20	20
Weight (kg)	22	22	18	19
Length (m)	2.4	2.4	2.0	2.0

Material: Light grey PVC

Two Floors type: Air Mattress (Beam) or Slatted Floor

Warranty : Brunswick Marine in EMEA backs every 2015 Mercury Inflatable with a full 2-year limited warranty on fabric and air holding seams

- *Very competitive pricing.*
- *Standard bench seat.*
- *Compact size.*

- *Robust oars and oars lock.*
- *Stronger ropes and rope holder.*



Dinghy 240



Dinghy 200 **Dinghy 240**



Tender



Touring

ULTRA LIGHT

250 / 220

The Ultra Light range introduces a new inflatable Y-Beam floor. This new floor is a fixed special air floor with integrated keel. This special air hull design has a deep V-shape which provides better buoyancy, stability and performance. These boats are specifically developed for easy transportation, compact storage with low weight.


They make an ideal tender that fits easily in a boat locker or cars.



Integrated soft PVC handle



Ultra Light 220



Air Mattress (Y-Beam)

Ultra Light	250	220
Max. persons	3+1	3
Max. hp	6	4
Max. engine weight (kg)	30	30
Weight (kg)	35	30
Length (m)	2.50	2.20

Material: Light grey PVC

Floor type: Air Mattress (Y-Beam)

- *New Y-Beam floor with integrated keel.*
- *Comfortable and versatile.*
- *Compact size.*
- *Extremely light.*

- *Easy to inflate and to install.*
- *Rounded cones.*
- *The inflatable keel provides increased safety on board and ensures better steering and handling performance.*
- *Integrated soft PVC handle.*



Ultra Light 250



Tender



Touring

AIR DECK DELUXE

320 / 290 / 250 / 220



Anti slip patches



Integrated soft
PVC handle

Are you looking for an inflatable boat with an elegant and contemporary design? With an attractive design and its faultless quality, the AIR DECK series offers top of the range quality in build and design.



**Air Deck
Deluxe 320**



X-Stitch™
air floor

Air Deck Deluxe	320	290	250	220
Max. persons	5	4	3+1	3
Max. hp	20	15	8	5
Max. engine weight (kg)	60	60	40	30
Weight (kg)	46	43	40	41
Length (m)	3.20	2.90	2.53	2.20

Material: Light grey PVC
Floor type: X-Stitch™ air floor

- PVC Haku® tube in light grey with navy blue decoration.
- Air Deck inflatable floor (see product benefits).
- Inflatable keel for genuine performance.
- Rubbing strake around the tube.
- Polyester bench seat.
- Safety handles for secure grip.
- Protected stern transom.
- Rounded cones decrease the craft length whereas the inner space remains unchanged.
- Very few loose parts to assemble.
- With new design X-Stitch™ air floor.



Air Deck Deluxe 220

Thanks to all of the features above the AIR DECK crafts set an example for quality and great design. These general-purpose boats offer lightweight ease of transport with the body-pleasing feel of an air-filled floor – soft enough to yield to knees, yet rigid enough to give up to five people a stable deck surface. These manoeuvrable boats boast a roomy interior and are perfect to be used for short coastal trips or inland and intra coastal boating around islands.



Tender



Touring

AIR DECK FISHING

320 / 290



Comfortable seat with foam



PVC bow roller

Another recent product range, including the same technical features as the AIR DECK. The AIR DECK FISHING is ideal for adventurers and fisherman.

With the MERCURY 5-year warranty on the fabric and seams, the AIR DECK FISHING is the ideal craft for your next fishing trip.



Air Deck Fishing 320



X-Stitch™ air floor



Rod holder

Air Deck Fishing

320 290

Max. persons	5	4
Max. hp	20	15
Max. engine weight (kg)	60	60
Weight (kg)	49	43
Length (m)	3.20	2.90

Material: Light grey PVC
Floor type: X-Stitch™ air floor

- *Dark grey PVC Haku® fabric.*
- *Air Deck inflatable floor (see product benefits).*
- *Tube with standard protection when mooring and a bow roller plus a rubbing strake around the tube.*

- *Rod holder at the rear end of the tube.*
- *Two removable polyester bench seats with an integrated foam cushion.*
- *Rounded cones decrease the craft length whereas the inner space remains unchanged.*
- *With new X-Stitch™ air floor.*



Air Deck Fishing 320



Fishing



Touring

SPORT

415 / 365 XS
320 / 290 / 250



Safety rope all around the boat on XS models



Stainless steel D ring

The SPORT ENDURO range includes 3 models in a light grey PVC Haku® fabric. Beyond portability and economy, the Sport Series boasts serious strength, manoeuvrability, and performance. With their lower centre of gravity and high-strength floors, these boats are made for the distance.

Great for cruising, family fun, water sports or as ship-to-shore tender, the Sport Series has a strong resume as an achiever.




Sport 250



Aluminium (XS)



Composite (Enduro)



Wood (Enduro)

Sport	XS		Enduro					
	415	365	320		290		250	
			FRP	Wood	FRP	Wood	FRP	Wood
Max. persons	8	6	5	5	4	4	3+1	3+1
Max. hp	30	25	20	20	15	15	8	8
Max. engine weight (kg)	85	85	60	60	60	60	40	40
Weight (kg)	120	100	62	59	57	55	52	50
Length (m)	4.15	3.65	3.20	3.20	2.90	2.90	2.53	2.53

Material: Light grey PVC

Floor type: Composite (Enduro), Wood (Enduro) and Aluminium (XS)

The models 250 up to 320 include:

- 2 different floors choices.
- Enduro floor made of high-resistance composite (FRP) material for great stability and safety. No specific maintenance required; simply rinse it with water (see product benefits).
- Enduro floor made of wooden material for great stability and safety. Great protection with long-lasting waterproof paint & non-slip. Most economical choice.
- Numbered floorboards for hassle-free assembly.
- Sleek design for improved performance and handling at high speed.
- Double rubbing strake around the tube helps reduce splashing.
- Polyester bench seat.
- Safety handles for secure grip.

Models XS 365 & 415, with certification for more engine power and a more rigid structure:

- XS floor made of aluminium which is exceptionally resistant (see product benefits).
- Increased power allows coastal family boating, water sports and sea fishing.
- Rounded cones provide an elegant line to the boat.



Sport 320



Sport 320 Sport 320



Water Sport



Diving



Fishing



Tender



Touring

ADVENTURE

365 XS 320 / 290 / 250 ENDURO

For all adventurers, we have created the ADVENTURE series in dark green, PVC Haku® fabric.



Reinforced and anti slip tube



Stainless steel D ring

Adventure	XS		Enduro	
	365	320	290	250
Max. persons	6	5	4	3+1
Max. hp	25	20	15	8
Max. engine weight (kg)	85	60	60	40
Weight (kg)	105	62	57	52
Length (m)	3.65	3.20	2.90	2.53

Material: Dark green PVC


Floor type: Aluminium / Composite (enduro)



Adventure
365 XS



Composite (Enduro)



Aluminium (XS)

The models 250 up to 320 include:

- Enduro floor made of high-resistance composite (FRP) material that needs no specific cleaning, you only have to rinse it with water (see product benefits).
- Particularly designed for anglers.
- Rounded cones provide an elegant line to the boat with same inner space.

The model XS 365, with certification for more engine power and more rigid structure:

- XS floor made of aluminium which is exceptionally resistant (see product benefits).
- Rounded cones decrease the craft's length whereas the inner space remains unchanged.
- Especially designed to suit the needs of sea fishermen and scuba divers.



Adventure 365 XS



Fishing



Diving



Tender



Touring

HEAVY-DUTY

470 / 415 / 365 XS

Mercury's Heavy-Duty Series of inflatable boats is designed for daily pleasure or professional use. The 470 model can be equipped with an engine up to 50 hp, enabling a rescue team to quickly get to the scene in an emergency.



Reinforced and anti slip tube



Stainless steel D ring



Heavy-Duty 470 XS



Aluminium

Heavy-Duty XS	470	415	365
Max. persons	10	8	6
Max. hp	55	30	25
Max. engine weight (kg)	130	85	85
Weight (kg)	160	120	100
Length (m)	4.70	4.15	3.65

Material: Red PVC

Floor type: Aluminium

- *Red-tube boats easy to spot. Used for rescue or coastal surveillance, also chosen by divers and anglers to be easily spotted at sea.*
- *Designed with the new rear cones, decreasing the craft's length while maintaining its inner space.*

- *Six external carry handles for easy transport and launching.*
- *Ample grab ropes for easy exit/entry.*
- *XS floor made of aluminium which is exceptionally resistant (see product benefits) and non slippery.*
- *Polyester bench on the 365 & 415 XS (not the 470).*



Heavy-Duty 415 XS



Diving



Fishing



Touring



Tender

OCEAN RUNNER

460 / 420 / 340 / 290

The OCEAN RUNNER Series brings a truly performance-engineered, stepped fibreglass V-hull together with a very stable inflatable tube, making the Ocean Runner one of the finest Rigid Inflatable Boat (RIBs) in its price range. With their sportive and dynamic lines they are designed to support the pleasure of the boating. Based on your choice of water activities you can customize your boat with specific accessories packages.



Bow storage locker (on the 340 & 420)



Polyester bench (standard on 340 & 290 and optional on 420 & 460)



Five internal & external towing/lifting points



Ocean Runner 460



Fibreglass

Ocean Runner	460	420	340	290
Max. persons	9	8	5	4
Max. hp	60	40	25	15
Max. engine weight (kg)	130	110	85	60
Weight (kg)	127	120	89	65
Length (m)	4.60	4.20	3.40	2.90

Material: Light grey PVC
Floor type: Fibreglass

Ocean Runner 290:

- For safe intra coastal navigation and ideal for easily shuttling passengers.
- The optional "Junior" single jockey console is perfect for those who are seeking a more sportive look.

Ocean Runner 340:

- Boat with sport aptitude; can be equipped with the optional "Junior" or "Sport" consoles.
- Bow locker will prevent your items from getting wet.
- Ideal for a yacht with davits or rear storage.

The new ocean runner 420 and 460 introduce a wider beam with a higher transom for a long-shaft engine with following features or options:

- Integrated bow locker ideal for storage or anchor.
- Open with tiller operated outboard engine.
- Sport version with double Sport Jockey console.
- Comfort version with Comfort center console or the new console with front seat and 2 man comfort seat.



Ocean Runner 420



Touring



Tender



Diving



Fishing

DYNAMIC

300 / 270 / 250



Integrated soft PVC handle

Mercury's Dynamic Rigid Inflatable Boats (RIBs) give you the hull strength of a conventional craft with the exceptional stability of an inflatable boat. Each model in the Dynamic RIB Series features a laminated fibreglass hull with the VITECH (Vacuum Injection TECHNOlogy) process, molding the hull and transom as one piece for incredible strength and durability. The roomy interior allow for carrying plenty of cargo.



Fibreglass

Dynamic	300	270	250
Max. persons	4	4	3
Max. hp	15	8	5
Max. engine weight (kg)	60	40	30
Weight (kg)	51	39	35
Length (m)	3.00	2.70	2.50

Material: Light grey PVC
Floor type: Fibreglass

- *Single-skin VITECH hulls provide an incredible strength-to-weight ratio.*
- *Non-skid deck for increase safety when entering or exiting.*
- *Three integrated lifting points for ease of transport.*
- *With fibreglass seat.*
- *Folding oar-lock system with break down oars for easy storage.*



Dynamic 270



Touring



Tender



Diving



Fishing

ACCESSORIES

**Remember, life vests float. You don't.
Always use your engine's safety stop lanyard.**



Boat covers
Hi-tech polyester fabric boat covers with vinyl chloride coating.



Bow storage bag
Fits on most inflatable boats. Easy to fit, durable water-repellant quality.



Underseat storage bag
Fits on most inflatable boats equipped with seats easy to fit durable water-repellant quality.



Portable LED Navigation Light kit
Rights. Multiple mounting options for horizontal and vertical attachment and easy to remove.



Quick release fuel tank tie down kit
Founts to transom or floor boards, secures any size fuel tank in place.



Attachments/patches
For all boats separately available to meet your personal needs.



Outboard lock
For small outboards.



Inflatable boat anchor
Mushroom anchors are an economical solution for light-weight boats. Available with aluminium-painted finish or black PVC coated finish.



Bow Cushion
Available for 340 - 420 - 460 Ocean Runners.



12 Volt inflator & deflator
Supplied with universal adapters and battery connectors.



Inflator/deflator
Double action pump is much faster than the standard foot pump.



Skit vests & life jackets
Inflatable life jacket made in highly resistant material; top of line in safety matched with maximum comfort in any situation; very compact, ultra light. In compliance with UE standards; buoyancy 150N.



Pressure gauge
For precise boat pressure can be used with hand and electric air pump.



Polyester bench
reinforced for 420 & 460.



Poly Fuel 5 Lt or 20 Lt

CONSOLES & SEATS

Jockey Junior



Width: 35 cm - Length: 110 cm
Height: 66 cm - Weight: 27 kg

Jockey Sport



Width: 38 cm - Length: 120.5 cm
Height: 76 cm - Weight: 33 kg

Pack Comfort



Console: Width: 46.5 cm
Length: 43 cm - Height: 102 cm
Weight: 22.5kg

Seat: Width: 85 cm - Length: 57 cm
Height: 63 cm - Weight: 21 kg

PACK COMFORT with new console JR-115



Console: Width: 62 cm
Length: 80 cm - Height: 122 cm
Weight: 24.5 kg

Seat: Width: 85 cm - Length: 57 cm
Height: 63 cm - Weight: 21 kg

Sport 365 XS	•		
Sport 415 XS	•	•	•
Sport 470 XS		•	•
Adventure 365 XS	•		
Adventure 415 XS	•	•	•
Adventure 470 XS	•	•	•
Heavy-Duty 365 XS	•		
Heavy-Duty 415 XS	•	•	•
Heavy-Duty 470 XS	•	•	•
Ocean Runner 290	•		
Ocean Runner 340	•	•	
Ocean Runner 420	•	•	•
Ocean Runner 460		•	•
Dynamic 300	•		•

SPECIFICATIONS

	Models	Boat material	Boat Color	CE Design Category	Overall Length (cm)	Overall Beam (cm)	Inside Length (cm)	Inside Beam (cm)	Tube Diameter (cm)	Max Load (kg)	Max Engine weight (kg)	Maximum Power (hp)	Minimum Power (hp)	Shaft length	Max Persons	Numbers of Air Chambers	Boat weight (kg)	Bagged Dimensions (cm)	Inflatable keel	Inflatable floor	Floor Material	Floor type
SOFT BOTTOM																						
Dinghy	240	PVC	○	D	240	132	154	64	34	260	20	3.5	2.5	S	3	2	22	100 x 56 x 26	No	No	Slatted Floor	Soft
Dinghy	240	PVC	○	D	240	132	154	64	34	315	20	3.5	2.5	S	3	2	22	100 x 56 x 26	No	Yes	Air Mattress (I-Beam)	Soft
Dinghy	200	PVC	○	D	200	125	114	57	34	210	20	3.3	2.5	S	2	2	18	100 x 56 x 26	No	No	Slatted Floor	Soft
Dinghy	200	PVC	○	D	200	125	114	57	34	255	20	3.3	2.5	S	2	2	19	100 x 56 x 26	No	Yes	Air Mattress (I-Beam)	Soft
Ultra Light	250	PVC	○	D	250	152	171	72	40	480	30	6	2.5	S	3+1	3	35	100 x 56 x 35	Yes	Yes	Air Mattress (Y-Beam)	Soft
Ultra Light	220	PVC	○	D	220	152	145	72	40	430	30	4	2.5	S	3	3	30	102 x 56 x 30	Yes	Yes	Air Mattress (Y-Beam)	Soft
Air Deck Deluxe	320	PVC	○	C	320	154	230	72	40	670	60	20	8	S	5	3	46	102 x 56 x 46	Yes	Yes	Air Mattress (X-Stitched)	Soft
Air Deck Deluxe	290	PVC	○	C	290	154	206	72	40	635	60	15	5	S	4	3	43	102 x 56 x 40	Yes	Yes	Air Mattress (X-Stitched)	Soft
Air Deck Deluxe	250	PVC	○	D	253	154	171	72	40	545	40	8	3.5	S	3+1	3	40	102 x 56 x 35	Yes	Yes	Air Mattress (X-Stitched)	Soft
Air Deck Deluxe	220	PVC	○	D	220	154	145	72	40	480	30	5	2.5	S	3	3	41	102 x 56 x 30	Yes	Yes	Air Mattress (X-Stitched)	Soft
Air Deck Fishing	320	PVC	●	C	320	154	230	72	40	670	60	20	8	S	5	3	49	102 x 56 x 46	Yes	Yes	Air Mattress (X-Stitched)	Soft
Air Deck Fishing	290	PVC	●	C	290	154	206	72	40	635	60	15	5	S	4	3	43	102 x 56 x 40	Yes	Yes	Air Mattress (X-Stitched)	Soft
Sport	415 XS	PVC	○	C	415	188	309	92	48	950	85	30	15	S	8	3	120	145 x 65 x 38	Yes	No	Aluminium	Rigid
Sport	365 XS	PVC	○	C	365	175	260.5	83	46	750	85	25	10	S	6	3	100	128 x 62 x 35	Yes	No	Aluminium	Rigid
Sport	320 Enduro	PVC	○	C	320	154	230	72	40	570	60	20	8	S	5	3	59	102 x 56 x 46	Yes	No	Wood	Rigid
Sport	320 Enduro	PVC	○	C	320	154	230	72	40	570	60	20	8	S	5	3	62	102 x 56 x 46	Yes	No	Composite	Rigid
Sport	290 Enduro	PVC	○	C	290	154	206	72	40	520	60	15	5	S	4	3	55	102 x 56 x 40	Yes	No	Wood	Rigid
Sport	290 Enduro	PVC	○	C	290	154	206	72	40	520	60	15	5	S	4	3	57	102 x 56 x 40	Yes	No	Composite	Rigid
Sport	250 Enduro	PVC	○	D	253	154	171	72	40	450	40	8	3.5	S	3+1	3	50	102 x 56 x 35	Yes	No	Wood	Rigid

Models	Boat material	Boat Color	CE Design Category	Overall Length (cm)	Overall Beam (cm)	Inside Length (cm)	Inside Beam (cm)	Tube Diameter (cm)	Max Load (kg)	Max Engine weight (kg)	Maximum Power (hp)	Minimum Power (hp)	Shaft length	Max Persons	Numbers of Air Chambers	Boat weight (kg)	Bagged Dimensions (cm)	Inflatable keel	Inflatable floor	Floor Material	Floor type	
SOFT BOTTOM																						
Sport	250 Enduro	PVC	○	D	253	154	171	72	40	450	40	8	3.5	S	3+1	3	52	102 x 56 x 35	Yes	No	Composite	Rigid
Adventure	365 XS	PVC	●	C	365	175	260.5	83	46	750	85	25	10	S	6	3	105	128 x 62 x 35	Yes	No	Aluminium	Rigid
Adventure	320 Enduro	PVC	●	C	320	154	230	72	40	570	60	20	8	S	5	3	62	102 x 56 x 46	Yes	No	Aluminium	Rigid
Adventure	290 Enduro	PVC	●	C	290	154	206	72	40	520	60	15	5	S	4	3	57	102 x 56 x 40	Yes	No	Aluminium	Rigid
Adventure	250 Enduro	PVC	●	D	253	154	171	72	40	450	40	8	3.5	S	3+1	3	52	102 x 56 x 35	Yes	No	Aluminium	Rigid
Heavy-Duty XS	470	PVC	●	C	470	216	332	108	54	1200	130	55	40	L	10	5	160	156 x 75 x 45	Yes	No	Aluminium	Rigid
Heavy-Duty XS	415	PVC	●	C	415	188	309	92	48	950	85	30	15	S	8	3	120	145 x 65 x 38	Yes	No	Aluminium	Rigid
Heavy-Duty XS	365	PVC	●	C	365	175	260.5	83	46	750	85	25	10	S	6	3	100	128 x 62 x 35	Yes	No	Aluminium	Rigid

Models	Boat material	Boat Color	CE Design Category	Overall Length (cm)	Overall Beam (cm)	Inside Length (cm)	Inside Beam (cm)	Tube Diameter (cm)	Max Load (kg)	Max Engine weight (kg)	Maximum Power (hp)	Min Power	Shaft length	Max Persons	Numbers of Air Chambers	Boat weight (kg)	Bagged Dimensions (cm)	Inflatable keel	Inflatable floor	Floor Material	Floor type	
SEMI-RIGID																						
Ocean Runner	460	PVC	○	C	460	192	340	98	50	900	130	60	20	L	9	5	127	390 x 122 x 68	No	No	Fibreglass	Rigid
Ocean Runner	420	PVC	○	C	420	192	310	98	47	800	110	40	15	L	8	4	120	360 x 122 x 68	No	No	Fibreglass	Rigid
Ocean Runner	340	PVC	○	C	340	176	234	94	41	515	85	25	8	S	5	3	89	270 x 120 x 50	No	No	Fibreglass	Rigid
Ocean Runner	290	PVC	○	D	290	162	194	80	41	420	60	15	5	S	4	3	65	245 x 115 x 50	No	No	Fibreglass	Rigid
Dynamic	300	PVC	○		300	160	194	80	40	455	60	15	5	S	4	3	51	240 x 112 x 45	No	No	Fibreglass	Rigid
Dynamic	270	PVC	○		270	145	183	67	38	365	40	8	3.5	S	4	3	39	215 x 96 x 45	No	No	Fibreglass	Rigid
Dynamic	250	PVC	○		250	145	153	67	38	340	30	5	2.5	S	3	3	35	185 x 96 x 45	No	No	Fibreglass	Rigid

- *Note : Due to our constant efforts to offer the finest products available, Mercury inflatable reserves the right to change specifications without notice.*
- *Warranty : Brunswick Marine in EMEA backs every 2015 Mercury Inflatable with a full five-year limited warranty on fabric and air holding seams (except for the DINGHY series for which it is two years).*
- *Shaft: "S" Short - "L" Long.*

The very best in engine power and navigation

You may choose among our vast range of robust and powerful Mercury or Mariner outboard engines, the most popular of all times. You will own state of the art engine power and be able to take your boat out to enjoy fun on the water.

Moreover, you will benefit from a national and international network of dealers.

On top of this, a five-year warranty program is applicable for all eligible Mercury and Mariner outboard engines*.

The program will be offered to owners of new Mercury and Mariner outboard engines**.

The warranty applies to Mercury and Mariner Verado®, OptiMax® and FourStroke engines purchased in Europe, the Middle East, Africa and the CIS region. The five years of comprehensive factory-backed coverage includes labour for failures caused by defects in material or workmanship. More so, the new warranty is transferable if the engine is sold within the five-year warranty period. The warranty applies to recreational use only. Warranties on high performance engines and engines used for racing or commercial purposes remain unchanged.

* Conditions and exclusions apply. Promotion excludes Mercury Racing and Mercury Performance Products.

** Provided that all extended warranty conditions are met.



Mercury-Inflatable.com



This brochure should not be regarded as a precise guide to the latest specifications. This brochure is also not an offer for sales of any particular engine, boat or accessory. Distributors and dealers are not agents of Brunswick Marine in EMEA or one of its affiliates and they have no authority to bind Brunswick Marine in EMEA by any express undertaking or representation, including but not limited to representations of product, sales, applications or service nature.

Not all products are available in all countries and some are available only in limited quantities. Some products shown in this catalogue are equipped with optional accessories. Please see your local dealer.

Visit <http://www.brunswick-marine.com>



BRUNSWICK MARINE in EMEA
ISO 9001 - 2000 CERTIFIED

The quality system of
Brunswick Marine in EMEA
is ISO 9001:2000 certified